



JASMIN

REBATED AND NON-REBATED INTERIOR STILE DOORS

COPYRIGHTED DESIGN
ERKADO
015099362-0001/015099362-0006



JASMIN 3 with CAPPUCCINO ST CPL facing layer, BELLA SLIM black matte handle



JASMIN 1



JASMIN 2



JASMIN 3



JASMIN 4



JASMIN 5



JASMIN 6



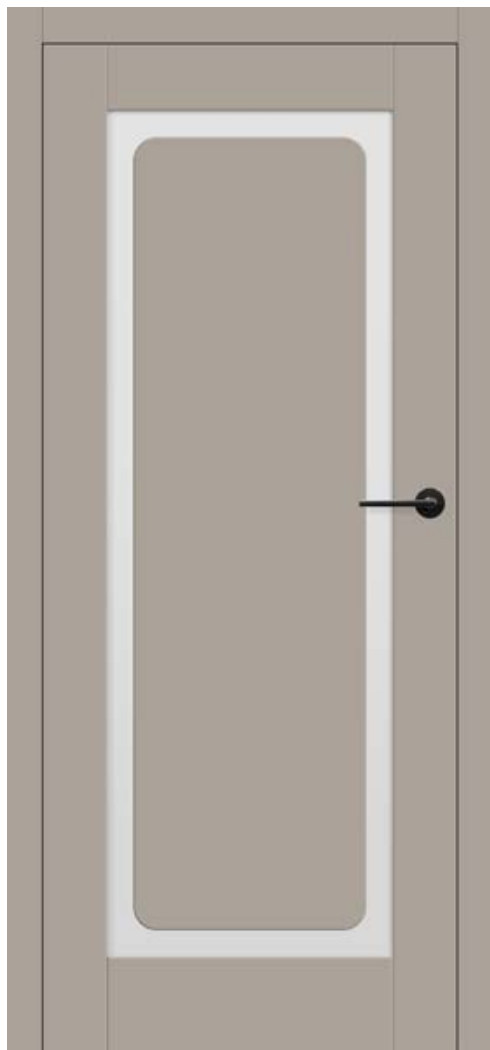
JASMIN 7



JASMIN 8



JASMIN
panel edge 3 mm thick,
always in black



JASMIN 1 with facing layer: STONE GREY ST CPL, with BELLA SLIM black matte handle

DESIGN

- rebated or non-rebated door leaf made in the STILE panelled technology
- MDF stiles and rails covered with the PREMIUM, ST CPL facings or ST CPL laminate with the AntiFinger coating
- glued laminated stiles covered with HDF and MDF boards ⁴⁾
- HDF boards 3 mm thick, applied to glass on both sides. **The edge of the panel is always made in black.**
- the transparency between the edge of the frame and the panel to be bonded is 50 mm
- optional door frame extension panels and a crosshead with pilasters are available for an additional charge, pp. 151-153
- the door can be trimmed by a customer, go to p. 149 for details

HARDWARE

- rebated door leaves: three silver 2-pin hinges adjusted horizontally
- three concealed hinges in a non-rebated leaf, silver (optionally black – for an additional charge); hinges supplied with and included in the price of the door frame
- latch and pin lock in a rebated door leaf and a key-locked magnetic lock (latch and pin lock as an option) in a non-rebated door leaf, thumb turn cylinder, economy, with a silver blockade; optionally, for an additional charge, a black or gold magnetic lock

GLAZING

- tempered 4 mm glass, frosted or clear as a standard and, for an additional charge, laminated VSG 221 safety glass frosted or black plain on both sides
- possibility to change the glazing side to REVERSE (standard glazing for OBVERSE)

AVAILABLE SOLUTIONS (pp. 154-165)



AVAILABLE DOOR LEAF WIDTHS



ADDITIONAL CHARGES

factory pre-drilled through holes for handles (split handles) ordered together with the door leaf

enhanced airflow trim standard or mini, ventilation undercut standard or mini (p. 149)

plastic woodgrain sleeves (4 pcs)

round and square metal sleeves (4 pcs); brushed nickel or patina finish in white and black

ventilation grille (only for door leaf widths of 80, 90, 100)

"100" rebated and non-rebated door leaf

VSG 221 laminated safety glass, plain on both sides

metal hinge casings in rebated door leaf (colour: brushed nickel, patina, glossy chrome, glossy brass, white and black)

drop down seal ²⁾

can be replaced with a black or golden magnetic lock for non-rebated door leaves

lock replacement with a black lock for rebate leaves ⁷⁾


hinge replacement with black hinges for rebate leaves ⁷⁾

can be changed to hinges and strike plate in black or gold for non-rebated door leaves


magnetic stop (buffer) ²⁾ (available in six colours p. 149)

glulam stiles ⁴⁾

PREMIUM



CPL



Glulam stiles ⁴⁾

¹⁾ plain white facing imitating a painted surface
²⁾ the use of a magnetic door stop makes it impossible to use a drop down seal and a ventilation undercut, and vice versa
³⁾ special **AntiFinger** coating to reduce dirt and fingerprints
⁴⁾ glulam stiles covered with HDF and MDF boards available for WHITE PREMIUM, NATUR OAK PREMIUM, GRAPHITE ASH PREMIUM, GREY MAPLE PREMIUM, OAK ST CPL for an additional charge
⁵⁾ only for non-rebated door leaves
⁶⁾ until stock lasts ⁷⁾ available from 01.07.2025